

iScan³


Flame Scanner

THE MORE ADVANCED, MORE DURABLE, MORE COMPACT FLAME SCANNER.

The new iScan3 builds upon the proven performance of the iScan2 flame scanner, adding several design improvements and benefits you'll notice right out of the box. Our exclusive indicator light ring communicates at-a-glance, so you get the info you need quickly, clearly and without question. More durable materials increase the operating temperature range 15%. And a super compact design reduces the overall scanner size by 50%, simplifying installation and aiming.

AT A GLANCE.

- iScan3 is fully backward compatible with iScan2 installations
- Simultaneous UV and IR radiation spectra detection capability
- Electronic self-checking ensures fail-safe operation and compliance
- Single-burner (SB) and Multi-burner (MB) models. SB is plug-n-play and requires no configuration, MB is configurable for complex applications
- Secondary Relay has 3 configurable modes:
 - N.O. Redundant Flame Relay
 - N.C. opposite state of Primary Flame Relay
 - N.O. or N.C. as Fault Relay as required
- 2- or 4-wire remote fire select with wire fault protection
- Pre-set over/under-temperature protection levels
- Simplified initial setup with iScan software learns flame ON/OFF (MB only)
- DC over, under and reverse voltage protection



Features


- Expanded ambient temperature rating (-40°C to 80°C)
- Exclusive, at-a-glance indicator light ring for quick, clear communication and simplified aiming during installation
- Smaller, lighter design for easier installation
- Quick disconnect for hazardous areas
- Proven performance with gas, light oils, heavy oils, biomass, hydrogen, and coal
- 316 stainless steel, suitable for marine applications

iScan³

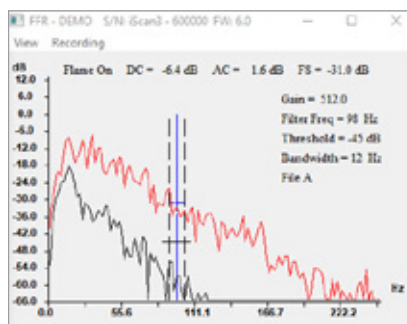
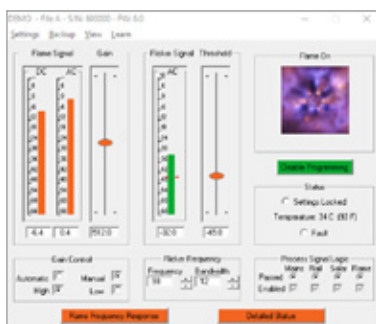



Chentronics is an ISO 9001:2015 Certified, global leader with 40 years of innovative ignition and flame assurance solutions for natural gas, light oil, diesel and residual fuel.



Flame Sensor	Combination UV/IR Solid State Sensor
Power	24 VDC, +/- 15%, 5.28W, (220mA)
Electrical Connection	Quick-disconnect cable at selectable lengths from 10-250 ft (3.1-76.2 m); 19 conductor, shielded for use in hazardous and non-hazardous applications
Mounting	Quick-disconnect via 1 in. cam-and-groove hose coupling; thermally and electrically isolated
Dimensions / Weight	Diameter: 3.19 in (81.0 mm) Length: 8.21 in. (208.5 mm) / 2.25 lbs (1.02 kg)
Operating Temperature	Ambient -40°C to 80°C (-40°F to 176°F)
Relay Output	Primary Flame Relay; one complementary pair of N.O. / N.C. voltage free (dry) contacts Secondary Relay has 3 configurable modes: 1) N.O. Redundant Flame Relay, 2) N.C. opposite state of Primary Flame Relay, 3) N.O. or N.C. as Fault Relay as required Relay ratings: 0.5 @ 125 VAC, 1A @ 24 VDC, 0.5 A @ 48 VDC
Analog Output	One 4-20 mA output for flame intensity One 4-20 mA configurable output for internal scanner temperature or gain level Output(s) are current sourced, 1000 Ohm maximum load
Indicator Light Ring	Highly visible, multi-color display indicates signal level of the two 4-20 mA outputs and flame on/off status
Communications	RS485 – up to 127 scanners greater than 32 scanners may require repeaters
Relative Humidity	100%, condensing
Enclosure	TYPE 4X, IP66
Approvals	Class 1 Division 2 

Specifications subject to change at any time.



CHENTRONICS.COM
 607-334-5531 / info@chentronics.com
 50 O'Hara Drive
 Norwich, NY 13815
 United States

MARINE | GAS TURBINES | BURNERS | PILOTS | FLARES